

Moravian College

Fall Subterm A Course Evaluations

Course: MGMT556HADECISIONANALYSIS: MGMT 556 HA DECISION ANALYSIS-MGMT 556 HA
Instructor: Mark Koscinski *
Response Rate: 8/8 (100.00 %)

1 - How would you evaluate your effort in this course? (Consider for example, your attendance, participation, engagement with the topic, and completion of readings and other assigned work)

Response Option	Weight	Frequency	Percent	Percent Responses	Means			
Poor	(1)	0	0.00%			4.38		
Fair	(2)	0	0.00%					
Good	(3)	0	0.00%					
Very Good	(4)	5	62.50%	██████████				
Excellent	(5)	3	37.50%	██████				
				0 25 50 100	Question			
Response Rate				Mean		STD		Median
8/8 (100.00%)				4.38		0.52		4.00

2 - Indicate the frequency with which you used each resource below for this course.

Instructor's office hours

Response Option	Weight	Frequency	Percent	Percent Responses	Means			
Never	(1)	6	75.00%	██████████		1.14		
Once	(2)	1	12.50%	██				
A few times	(3)	0	0.00%					
Often	(4)	0	0.00%					
N/A	(0)	1	12.50%	██				
				0 25 50 100	Question			
Response Rate				Mean		STD		Median
8/8 (100.00%)				1.14		0.38		1.00

2 - Indicate the frequency with which you used each resource below for this course.

Contact with instructor outside of class

Response Option	Weight	Frequency	Percent	Percent Responses	Means			
Never	(1)	2	25.00%	██		2.63		
Once	(2)	0	0.00%					
A few times	(3)	5	62.50%	██████████				
Often	(4)	1	12.50%	██				
N/A	(0)	0	0.00%					
				0 25 50 100	Question			
Response Rate				Mean		STD		Median
8/8 (100.00%)				2.63		1.06		3.00

2 - Indicate the frequency with which you used each resource below for this course.

Writing Center

Response Option	Weight	Frequency	Percent	Percent Responses	Means			
Never	(1)	8	100.00%	██████████		1.00		
Once	(2)	0	0.00%					
A few times	(3)	0	0.00%					
Often	(4)	0	0.00%					
N/A	(0)	0	0.00%					
				0 25 50 100	Question			
Response Rate				Mean		STD		Median
8/8 (100.00%)				1.00		0.00		1.00




Moravian College

Fall Subterm A Course Evaluations

Course: MGMT556HADECISIONANALYSIS: MGMT 556 HA DECISION ANALYSIS-MGMT 556 HA
Instructor: Mark Koscinski *
Response Rate: 8/8 (100.00 %)






2 - Indicate the frequency with which you used each resource below for this course.

Tutor Support



Response Option	Weight	Frequency	Percent	Percent Responses	Means
Never	(1)	7	87.50%		
Once	(2)	1	12.50%		
A few times	(3)	0	0.00%		
Often	(4)	0	0.00%		
N/A	(0)	0	0.00%		
				0 25 50 100	Question
Response Rate				Mean	STD
8/8 (100.00%)				1.13	0.35
					Median
					1.00

2 - Indicate the frequency with which you used each resource below for this course.

Studying with a peer

Response Option	Weight	Frequency	Percent	Percent Responses	Means
Never	(1)	3	37.50%		
Once	(2)	1	12.50%		
A few times	(3)	3	37.50%		
Often	(4)	0	0.00%		
N/A	(0)	1	12.50%		
				0 25 50 100	Question
Response Rate				Mean	STD
8/8 (100.00%)				2.00	1.00
					Median
					2.00

3 - What letter grade do you anticipate receiving for this course?

Response Option	Weight	Frequency	Percent	Percent Responses	Means
A, or A-	(5)	8	100.00%		
B+, B, or B-	(4)	0	0.00%		
C+, C, or C-	(3)	0	0.00%		
D+, D, D-	(2)	0	0.00%		
F	(1)	0	0.00%		
Unsure or N/A	(0)	0	0.00%		
				0 25 50 100	Question
Response Rate				Mean	STD
8/8 (100.00%)				5.00	0.00
					Median
					5.00

4 - What are your reasons for taking this course? (Select all that apply)






Response Option	Weight	Frequency	Percent	Percent Responses	
Major/Minor	(1)	7	87.50%	<div></div>	
LinC	(2)	1	12.50%	<div></div>	
Free Elective	(3)	0	0.00%	<div></div>	
Response Rate		8/8 (100%)			

Moravian College

Fall Subterm A Course Evaluations




Course: MGMT556HADECISIONANALYSIS: MGMT 556 HA DECISION ANALYSIS-MGMT 556 HA
Instructor: Mark Koscinski *
Response Rate: 8/8 (100.00 %)

5 - Compared to other courses you have taken at Moravian College, how much have you learned in this course?

Response Option	Weight	Frequency	Percent	Percent Responses	Means			
Much more than other courses	(5)	3	37.50%			4.29		
More than other courses	(4)	3	37.50%					
About the same as other courses	(3)	1	12.50%					
Less than other courses	(2)	0	0.00%					
Much less than other courses	(1)	0	0.00%					
N/A, this is the only course I've taken at Moravian College	(0)	1	12.50%					
				0 25 50 100	Question			
Response Rate				Mean	STD		Median	
8/8 (100.00%)				4.29	0.76		4.00	




6 - Please respond to the questions below regarding this course by selecting the option that best describes the extent to which you agree or disagree with each statement.

Course objectives were clear.

Response Option	Weight	Frequency	Percent	Percent Responses	Means			
Strongly Disagree	(1)	0	0.00%			4.88		
Disagree	(2)	0	0.00%					
Neutral	(3)	0	0.00%					
Agree	(4)	1	12.50%					
Strongly Agree	(5)	7	87.50%					
N/A	(0)	0	0.00%					
				0 25 50 100	Question			
Response Rate				Mean	STD		Median	
8/8 (100.00%)				4.88	0.35		5.00	

6 - Please respond to the questions below regarding this course by selecting the option that best describes the extent to which you agree or disagree with each statement.

Assignments and course activities supported the objectives.

Response Option	Weight	Frequency	Percent	Percent Responses	Means			
Strongly Disagree	(1)	0	0.00%			4.88		
Disagree	(2)	0	0.00%					
Neutral	(3)	0	0.00%					
Agree	(4)	1	12.50%					
Strongly Agree	(5)	7	87.50%					
N/A	(0)	0	0.00%					
				0 25 50 100	Question			
Response Rate				Mean	STD		Median	
8/8 (100.00%)				4.88	0.35		5.00	

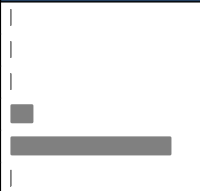
Moravian College

Fall Subterm A Course Evaluations

Course: MGMT556HADECISIONANALYSIS: MGMT 556 HA DECISION ANALYSIS-MGMT 556 HA
Instructor: Mark Koscinski *
Response Rate: 8/8 (100.00 %)


6 - Please respond to the questions below regarding this course by selecting the option that best describes the extent to which you agree or disagree with each statement.

Assignments and other work expectations were clearly articulated.

Response Option	Weight	Frequency	Percent	Percent Responses	Means			
Strongly Disagree	(1)	0	0.00%			4.88		
Disagree	(2)	0	0.00%					
Neutral	(3)	0	0.00%					
Agree	(4)	1	12.50%					
Strongly Agree	(5)	7	87.50%					
N/A	(0)	0	0.00%					
				0 25 50 100	Question			
Response Rate				Mean	STD		Median	
8/8 (100.00%)				4.88	0.35		5.00	


6 - Please respond to the questions below regarding this course by selecting the option that best describes the extent to which you agree or disagree with each statement.

Materials were distributed in a timely, organized fashion.

Response Option	Weight	Frequency	Percent	Percent Responses	Means			
Strongly Disagree	(1)	0	0.00%			5.00		
Disagree	(2)	0	0.00%					
Neutral	(3)	0	0.00%					
Agree	(4)	0	0.00%					
Strongly Agree	(5)	8	100.00%					
N/A	(0)	0	0.00%					
				0 25 50 100	Question			
Response Rate				Mean	STD		Median	
8/8 (100.00%)				5.00	0.00		5.00	

6 - Please respond to the questions below regarding this course by selecting the option that best describes the extent to which you agree or disagree with each statement.

Thorough, constructive feedback was provided on my work.

Response Option	Weight	Frequency	Percent	Percent Responses	Means			
Strongly Disagree	(1)	0	0.00%			4.75		
Disagree	(2)	0	0.00%					
Neutral	(3)	0	0.00%					
Agree	(4)	2	25.00%					
Strongly Agree	(5)	6	75.00%					
N/A	(0)	0	0.00%					
				0 25 50 100	Question			
Response Rate				Mean	STD		Median	
8/8 (100.00%)				4.75	0.46		5.00	

Moravian College

Fall Subterm A Course Evaluations

Course: MGMT556HADECISIONANALYSIS: MGMT 556 HA DECISION ANALYSIS-MGMT 556 HA
Instructor: Mark Koscinski *
Response Rate: 8/8 (100.00 %)

6 - Please respond to the questions below regarding this course by selecting the option that best describes the extent to which you agree or disagree with each statement.

Feedback was provided in a timely manner

Response Option	Weight	Frequency	Percent	Percent Responses	Means			
Strongly Disagree	(1)	0	0.00%					
Disagree	(2)	0	0.00%					
Neutral	(3)	0	0.00%					
Agree	(4)	0	0.00%					
Strongly Agree	(5)	8	100.00%					
N/A	(0)	0	0.00%					
				0 25 50 100	Question			
Response Rate				Mean	STD	Median		
8/8 (100.00%)				5.00	0.00	5.00		

6 - Please respond to the questions below regarding this course by selecting the option that best describes the extent to which you agree or disagree with each statement.

The course contributed to my ability to think critically.

Response Option	Weight	Frequency	Percent	Percent Responses	Means			
Strongly Disagree	(1)	0	0.00%					
Disagree	(2)	0	0.00%					
Neutral	(3)	0	0.00%					
Agree	(4)	1	12.50%					
Strongly Agree	(5)	7	87.50%					
N/A	(0)	0	0.00%					
				0 25 50 100	Question			
Response Rate				Mean	STD	Median		
8/8 (100.00%)				4.88	0.35	5.00		

6 - Please respond to the questions below regarding this course by selecting the option that best describes the extent to which you agree or disagree with each statement.

I was encouraged to participate and share my ideas.

Response Option	Weight	Frequency	Percent	Percent Responses	Means			
Strongly Disagree	(1)	0	0.00%					
Disagree	(2)	0	0.00%					
Neutral	(3)	0	0.00%					
Agree	(4)	0	0.00%					
Strongly Agree	(5)	8	100.00%					
N/A	(0)	0	0.00%					
				0 25 50 100	Question			
Response Rate				Mean	STD	Median		
8/8 (100.00%)				5.00	0.00	5.00		



Moravian College

Fall Subterm A Course Evaluations

Course: MGMT556HADECISIONANALYSIS: MGMT 556 HA DECISION ANALYSIS-MGMT 556 HA
Instructor: Mark Koscinski *
Response Rate: 8/8 (100.00 %)



6 - Please respond to the questions below regarding this course by selecting the option that best describes the extent to which you agree or disagree with each statement.

My ideas were respected, even if challenged at times.

Response Option	Weight	Frequency	Percent	Percent Responses	Means			
Strongly Disagree	(1)	0	0.00%					
Disagree	(2)	0	0.00%					
Neutral	(3)	0	0.00%					
Agree	(4)	0	0.00%					
Strongly Agree	(5)	8	100.00%					
N/A	(0)	0	0.00%					
				0 25 50 100	Question			
Response Rate				Mean	STD		Median	
8/8 (100.00%)				5.00	0.00		5.00	




6 - Please respond to the questions below regarding this course by selecting the option that best describes the extent to which you agree or disagree with each statement.

I developed new insights and perspectives about the subject.

Response Option	Weight	Frequency	Percent	Percent Responses	Means			
Strongly Disagree	(1)	0	0.00%					
Disagree	(2)	0	0.00%					
Neutral	(3)	0	0.00%					
Agree	(4)	0	0.00%					
Strongly Agree	(5)	8	100.00%					
N/A	(0)	0	0.00%					
				0 25 50 100	Question			
Response Rate				Mean	STD		Median	
8/8 (100.00%)				5.00	0.00		5.00	

6 - Please respond to the questions below regarding this course by selecting the option that best describes the extent to which you agree or disagree with each statement.

I thought about or discussed the substance of the course outside of class.

Response Option	Weight	Frequency	Percent	Percent Responses	Means			
Strongly Disagree	(1)	0	0.00%					
Disagree	(2)	0	0.00%					
Neutral	(3)	0	0.00%					
Agree	(4)	1	12.50%					
Strongly Agree	(5)	7	87.50%					
N/A	(0)	0	0.00%					
				0 25 50 100	Question			
Response Rate				Mean	STD		Median	
8/8 (100.00%)				4.88	0.35		5.00	

Moravian College

Fall Subterm A Course Evaluations

Course: MGMT556HADECISIONANALYSIS: MGMT 556 HA DECISION ANALYSIS-MGMT 556 HA
Instructor: Mark Koscinski *
Response Rate: 8/8 (100.00 %)

7 - The instructor communicated effectively during discussions, activities, and/or lectures.

Mark Koscinski

Response Option	Weight	Frequency	Percent	Percent Responses	Means			
Strongly Disagree	(1)	0	0.00%			5.00		
Disagree	(2)	0	0.00%					
Neutral	(3)	0	0.00%					
Agree	(4)	0	0.00%					
Strongly Agree	(5)	8	100.00%	██████████				
N/A	(0)	0	0.00%					
				0 25 50 100	Question			
Response Rate				Mean		STD		Median
8/8 (100.00%)				5.00		0.00		5.00

8 - The instructor was accessible outside of the classroom. (ex. office hours, meetings, emails)

Mark Koscinski

Response Option	Weight	Frequency	Percent	Percent Responses	Means			
Strongly Disagree	(1)	0	0.00%			5.00		
Disagree	(2)	0	0.00%					
Neutral	(3)	0	0.00%					
Agree	(4)	0	0.00%					
Strongly Agree	(5)	7	87.50%	██████████				
N/A	(0)	1	12.50%	█				
				0 25 50 100	Question			
Response Rate				Mean		STD		Median
8/8 (100.00%)				5.00		0.00		5.00

9 - What were the strongest aspects of this course?

Response Rate	8/8 (100%)
<ul style="list-style-type: none"> The concepts discussed in class were clearly transferable to our professional experiences. N/A The strongest aspects of this course were the real-world connections and the discussion of the homework. Application of what was taught along with a thorough discussion of our weekly homework really helped to drive the point home and answer the "so what" question of what we were learning each week. I really enjoyed how the course tied together the theory of decision making with our jobs and real-life decisions. It made the concepts more clear by showing how we have used these methods and how they relate to things we see and do everyday. Dr. Koscinski is a great professor. He brings the real business world experience which is critical in a graduate course. The content and the Dr. K's effort in developing coursework and assignments. You could tell he invested a lot of time and effort, and the class benefited as a result. I really enjoyed that Dr. Koscinski made this a critically thinking, interactive course. I really enjoyed and appreciated that he did not just ask you to get a correct answer, but instead ensured you knew what the answer meant and how to apply it to real world scenarios. He was very flexible and truly made this a Master level course which I appreciated. I would highly recommend either Dr. Koscinski teach more Masters' courses or have others adapt his philosophy of teaching. Many "math" courses here are can you produce the right answer which in my opinion is very undergraduate. By applying critical thinking and understanding the numbers rather than completing an equation is very much appreciated and easier for me to bring back to my work environment. Everything. This was a great class and I learned so much about probabilities and different ways of decision making. 	

Moravian College

Fall Subterm A Course Evaluations

Course: MGMT556HADECISIONANALYSIS: MGMT 556 HA DECISION ANALYSIS-MGMT 556 HA
Instructor: Mark Koscinski *
Response Rate: 8/8 (100.00 %)

10 - How could this course be improved?

Response Rate 8/8 (100%)

- N/A
- N/A
- It's difficult for me to provide feedback on improvements for this course, as I thought it was challenging, thorough and fair. Paper writing would be the only aspect of this course that I didn't enjoy, although I understand that it's required and helpful to me in my overall career. I would have preferred additional homework as opposed to the two papers we had to write.
- I really enjoyed this course and cannot think of anything major that I would want changed. The only thing I would have liked was to go through an actual decision tree or other topics in-class before we did the homework.
- N/A
- More structured assignments and expectations. Specifically, the presence of quizzes inside/outside of class, whether they were going to occur, etc.
- Honestly he was great. I would look forward to having him again.
- I have nothing to say here. Everything was great. I hope Dr. K teaches more MBA classes.

11 - Was there anything else you were not asked about above that you would like to share about this class?

Response Rate 3/8 (37.5%)

- This is the fifth and one of the best classes I've taken so far in my MBA program. Dr. Koscinski was a compelling instructor, one that I would love to see teach other classes in our program.
- No, Like I said before, I really liked this class and I feel like I have learned a lot.
- Dr. K is an excellent professor! I suggest he speak to some of the other graduate professors though, many aspects of this course resembled an undergraduate structure.