



Report: Spring 2024 Merged Report



Response Rate: 32/47 (68.09 %)

1 - How would you evaluate your effort in this course? (Consider for example, your attendance, participation, engagement with the topic, and completion of readings and other assigned work)

Response Option	Weight	Frequency	Percent	Percent Responses	Means			
Poor	(1)	0	0.00%			3.81		
Fair	(2)	2	6.25%					
Good	(3)	10	31.25%					
Very Good	(4)	12	37.50%					
Excellent	(5)	8	25.00%					
				0 25 50 100	Question			
				Mean				
				3.81				



2 - Indicate the frequency with which you used each resource below for this course.

Instructor's office hours

Response Option	Weight	Frequency	Percent	Percent Responses	Means			
Never	(1)	19	59.38%			1.72		
Once	(2)	3	9.38%					
A few times	(3)	10	31.25%					
Often	(4)	0	0.00%					
N/A	(0)	0	0.00%					
				0 25 50 100	Question			
				Mean				
				1.72				



2 - Indicate the frequency with which you used each resource below for this course.

Contact with instructor outside of class

Response Option	Weight	Frequency	Percent	Percent Responses	Means			
Never	(1)	5	15.63%			2.88		
Once	(2)	1	3.13%					
A few times	(3)	19	59.38%					
Often	(4)	7	21.88%					
N/A	(0)	0	0.00%					
				0 25 50 100	Question			
				Mean				
				2.88				

2 - Indicate the frequency with which you used each resource below for this course.

Writing Center

Response Option	Weight	Frequency	Percent	Percent Responses	Means			
Never	(1)	31	96.88%			1.06		
Once	(2)	0	0.00%					
A few times	(3)	1	3.13%					
Often	(4)	0	0.00%					
N/A	(0)	0	0.00%					
				0 25 50 100	Question			
				Mean				
				1.06				

Report: Spring 2024 Merged Report

Response Rate: 32/47 (68.09 %)

2 - Indicate the frequency with which you used each resource below for this course.

Tutor Support

Response Option	Weight	Frequency	Percent	Percent Responses	Means
Never	(1)	31	96.88%	<div><div></div></div>	<div><div></div><div>1.06</div></div>
Once	(2)	0	0.00%		
A few times	(3)	1	3.13%		
Often	(4)	0	0.00%		
N/A	(0)	0	0.00%		
				0 25 50 100	Question
				Mean	
				1.06	

2 - Indicate the frequency with which you used each resource below for this course.

Studying with a peer

Response Option	Weight	Frequency	Percent	Percent Responses	Means
Never	(1)	13	40.63%	<div><div></div></div>	<div><div></div><div>2.22</div></div>
Once	(2)	3	9.38%	<div><div></div></div>	
A few times	(3)	12	37.50%	<div><div></div></div>	
Often	(4)	4	12.50%	<div><div></div></div>	
N/A	(0)	0	0.00%		
				0 25 50 100	Question
				Mean	
				2.22	

3 - What letter grade do you anticipate receiving for this course?

Response Option	Weight	Frequency	Percent	Percent Responses	Means
A, or A-	(5)	15	46.88%	<div><div></div></div>	<div><div></div><div>4.38</div></div>
B+, B, or B-	(4)	14	43.75%	<div><div></div></div>	
C+, C, or C-	(3)	3	9.38%	<div><div></div></div>	
D+, D, D-	(2)	0	0.00%		
F	(1)	0	0.00%		
Unsure or N/A	(0)	0	0.00%		
				0 25 50 100	Question
				Mean	
				4.38	

4 - What are your reasons for taking this course? (Select all that apply)

Response Option	Weight	Frequency	Percent	Percent Responses	
Major/Minor	(1)	27	84.38%	<div></div>	
LinC	(2)	0	0.00%		
Free Elective	(3)	9	28.13%	<div></div>	
Response Rate		32/47 (68.09%)			

Report: Spring 2024 Merged Report

Response Rate: 32/47 (68.09 %)

5 - Compared to other courses you have taken at Moravian, how much have you learned in this course?

Response Option	Weight	Frequency	Percent	Percent Responses	Means			
Much more than other courses	(5)	7	21.88%					
More than other courses	(4)	16	50.00%					
About the same as other courses	(3)	7	21.88%					
Less than other courses	(2)	1	3.13%					
Much less than other courses	(1)	1	3.13%					
N/A, this is the only course I've taken at Moravian	(0)	0	0.00%					
				0 25 50 100	Question			
				Mean				
				3.84				

6 - Please respond to the questions below regarding this course by selecting the option that best describes the extent to which you agree or disagree with each statement.

Course objectives were clear.

Response Option	Weight	Frequency	Percent	Percent Responses	Means			
Strongly Disagree	(1)	1	3.13%					
Disagree	(2)	1	3.13%					
Neutral	(3)	0	0.00%					
Agree	(4)	11	34.38%					
Strongly Agree	(5)	19	59.38%					
N/A	(0)	0	0.00%					
				0 25 50 100	Question			
				Mean				
				4.44				

6 - Please respond to the questions below regarding this course by selecting the option that best describes the extent to which you agree or disagree with each statement.

Assignments and course activities supported the objectives.

Response Option	Weight	Frequency	Percent	Percent Responses	Means			
Strongly Disagree	(1)	1	3.13%					
Disagree	(2)	1	3.13%					
Neutral	(3)	1	3.13%					
Agree	(4)	10	31.25%					
Strongly Agree	(5)	19	59.38%					
N/A	(0)	0	0.00%					
				0 25 50 100	Question			
				Mean				
				4.41				

Report: Spring 2024 Merged Report

Response Rate: 32/47 (68.09 %)

6 - Please respond to the questions below regarding this course by selecting the option that best describes the extent to which you agree or disagree with each statement.

Assignments and other work expectations were clearly articulated.

Response Option	Weight	Frequency	Percent	Percent Responses	Means
Strongly Disagree	(1)	1	3.13%		4.28
Disagree	(2)	3	9.38%		
Neutral	(3)	2	6.25%		
Agree	(4)	6	18.75%		
Strongly Agree	(5)	20	62.50%		
N/A	(0)	0	0.00%		
				0 25 50 100	Question
				Mean	
				4.28	

6 - Please respond to the questions below regarding this course by selecting the option that best describes the extent to which you agree or disagree with each statement.

Materials were distributed in a timely, organized fashion.

Response Option	Weight	Frequency	Percent	Percent Responses	Means
Strongly Disagree	(1)	0	0.00%		4.59
Disagree	(2)	1	3.13%		
Neutral	(3)	2	6.25%		
Agree	(4)	6	18.75%		
Strongly Agree	(5)	23	71.88%		
N/A	(0)	0	0.00%		
				0 25 50 100	Question
				Mean	
				4.59	

6 - Please respond to the questions below regarding this course by selecting the option that best describes the extent to which you agree or disagree with each statement.

Thorough, constructive feedback was provided on my work.

Response Option	Weight	Frequency	Percent	Percent Responses	Means
Strongly Disagree	(1)	0	0.00%		4.34
Disagree	(2)	1	3.13%		
Neutral	(3)	4	12.50%		
Agree	(4)	10	31.25%		
Strongly Agree	(5)	17	53.13%		
N/A	(0)	0	0.00%		
				0 25 50 100	Question
				Mean	
				4.34	

Report: Spring 2024 Merged Report

Response Rate: 32/47 (68.09 %)

6 - Please respond to the questions below regarding this course by selecting the option that best describes the extent to which you agree or disagree with each statement.

Feedback was provided in a timely manner

Response Option	Weight	Frequency	Percent	Percent Responses	Means
Strongly Disagree	(1)	0	0.00%		
Disagree	(2)	0	0.00%		
Neutral	(3)	3	9.38%		
Agree	(4)	7	21.88%		
Strongly Agree	(5)	22	68.75%		
N/A	(0)	0	0.00%		
				0 25 50 100	Question
				Mean	
				4.59	

6 - Please respond to the questions below regarding this course by selecting the option that best describes the extent to which you agree or disagree with each statement.

The course contributed to my ability to think critically.

Response Option	Weight	Frequency	Percent	Percent Responses	Means
Strongly Disagree	(1)	0	0.00%		
Disagree	(2)	1	3.13%		
Neutral	(3)	2	6.25%		
Agree	(4)	6	18.75%		
Strongly Agree	(5)	23	71.88%		
N/A	(0)	0	0.00%		
				0 25 50 100	Question
				Mean	
				4.59	

6 - Please respond to the questions below regarding this course by selecting the option that best describes the extent to which you agree or disagree with each statement.

I was encouraged to participate and share my ideas.

Response Option	Weight	Frequency	Percent	Percent Responses	Means
Strongly Disagree	(1)	0	0.00%		
Disagree	(2)	0	0.00%		
Neutral	(3)	2	6.25%		
Agree	(4)	10	31.25%		
Strongly Agree	(5)	20	62.50%		
N/A	(0)	0	0.00%		
				0 25 50 100	Question
				Mean	
				4.56	

Report: Spring 2024 Merged Report

Response Rate: 32/47 (68.09 %)

6 - Please respond to the questions below regarding this course by selecting the option that best describes the extent to which you agree or disagree with each statement.

My ideas were respected, even if challenged at times.

Response Option	Weight	Frequency	Percent	Percent Responses	Means
Strongly Disagree	(1)	0	0.00%		4.44
Disagree	(2)	1	3.13%		
Neutral	(3)	3	9.38%		
Agree	(4)	9	28.13%		
Strongly Agree	(5)	19	59.38%		
N/A	(0)	0	0.00%		
				0 25 50 100	Question
				Mean	
				4.44	

6 - Please respond to the questions below regarding this course by selecting the option that best describes the extent to which you agree or disagree with each statement.

I developed new insights and perspectives about the subject.

Response Option	Weight	Frequency	Percent	Percent Responses	Means
Strongly Disagree	(1)	0	0.00%		4.56
Disagree	(2)	1	3.13%		
Neutral	(3)	1	3.13%		
Agree	(4)	9	28.13%		
Strongly Agree	(5)	21	65.63%		
N/A	(0)	0	0.00%		
				0 25 50 100	Question
				Mean	
				4.56	

6 - Please respond to the questions below regarding this course by selecting the option that best describes the extent to which you agree or disagree with each statement.

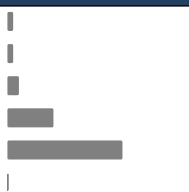

I thought about or discussed the substance of the course outside of class.

Response Option	Weight	Frequency	Percent	Percent Responses	Means
Strongly Disagree	(1)	1	3.13%		4.13
Disagree	(2)	0	0.00%		
Neutral	(3)	7	21.88%		
Agree	(4)	10	31.25%		
Strongly Agree	(5)	14	43.75%		
N/A	(0)	0	0.00%		
				0 25 50 100	Question
				Mean	
				4.13	



Report: Spring 2024 Merged Report

Response Rate: 32/47 (68.09 %)

7 - The instructor communicated effectively during discussions, activities, and/or lectures.

Response Option	Weight	Frequency	Percent	Percent Responses	Means			
Strongly Disagree	(1)	1	3.13%					
Disagree	(2)	1	3.13%					
Neutral	(3)	2	6.25%					
Agree	(4)	8	25.00%					
Strongly Agree	(5)	20	62.50%					
N/A	(0)	0	0.00%					
				0 25 50 100	Question			
				Mean				
				4.41				

8 - The instructor was accessible outside of the classroom. (ex. office hours, meetings, emails)

Response Option	Weight	Frequency	Percent	Percent Responses	Means			
Strongly Disagree	(1)	0	0.00%					
Disagree	(2)	0	0.00%					
Neutral	(3)	2	6.25%					
Agree	(4)	9	28.13%					
Strongly Agree	(5)	21	65.63%					
N/A	(0)	0	0.00%					
				0 25 50 100	Question			
				Mean				
				4.59				